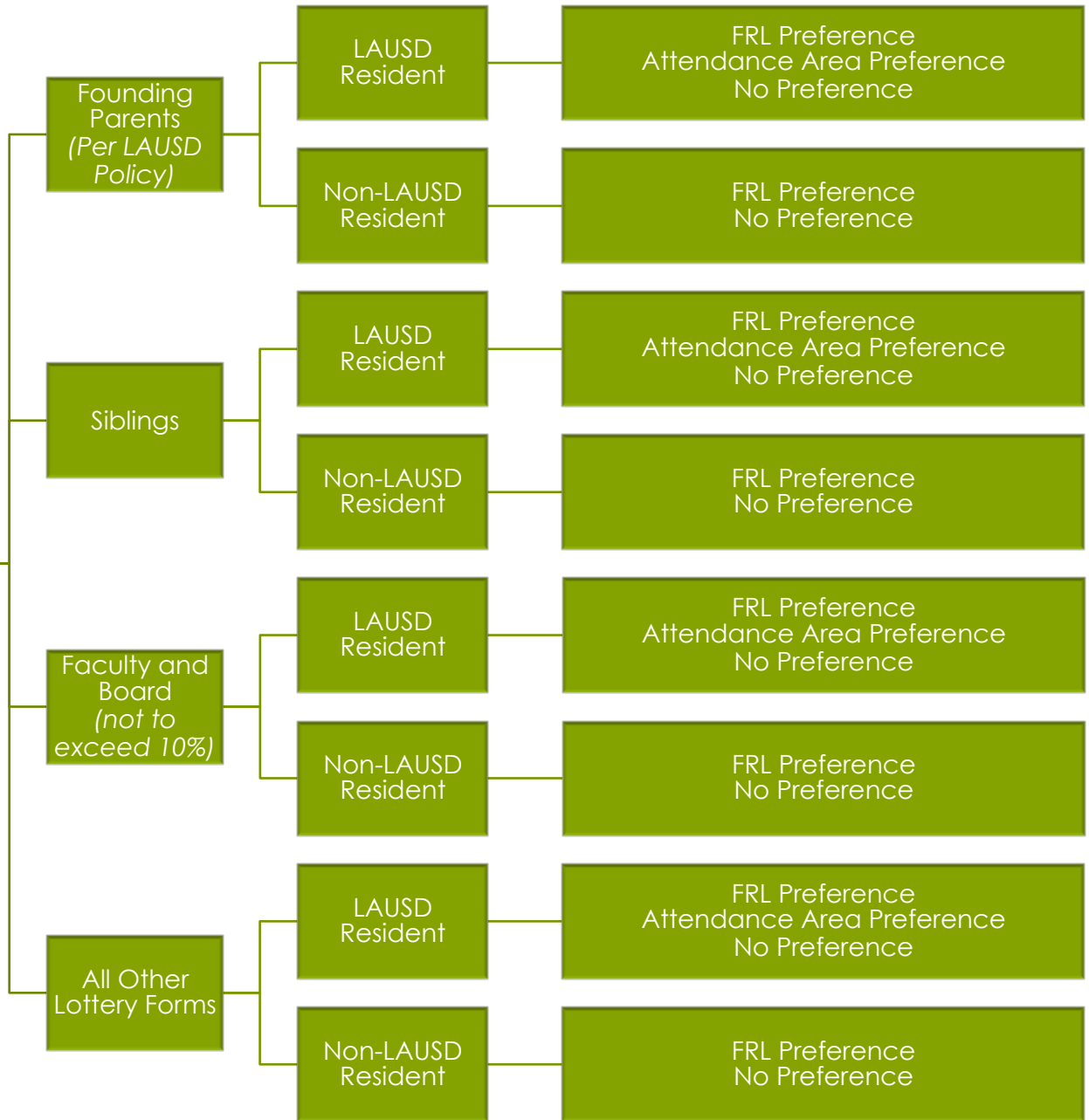


# Preferences

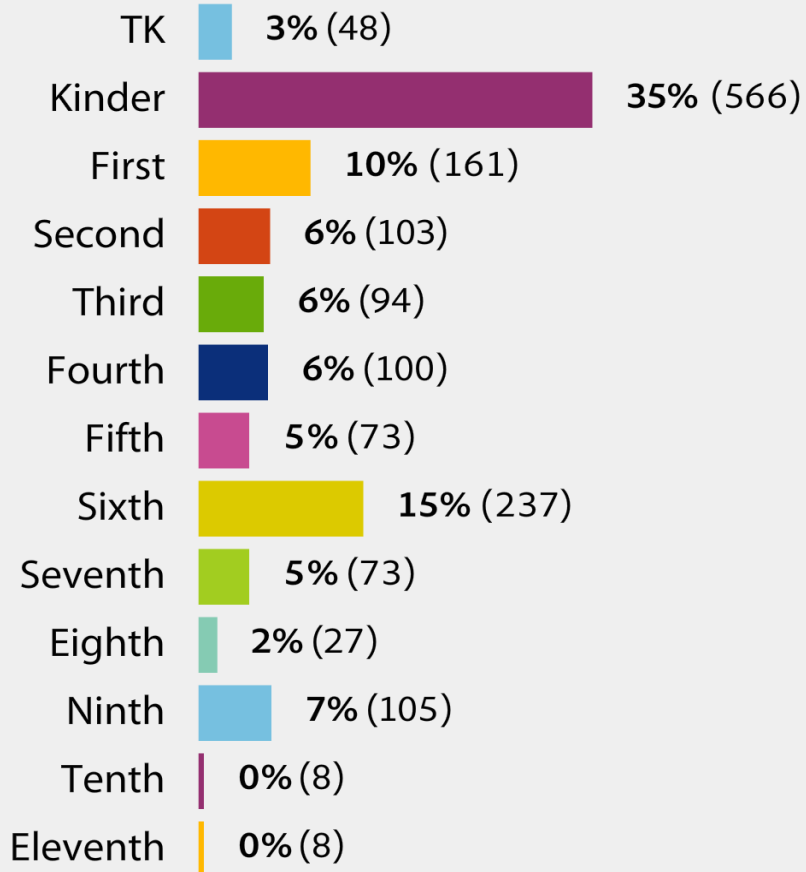


All Applicants
Students currently attending Larchmont Charter
Founding Parents (per LAUSD FP Policy – not to exceed 10% of enrolment)
Siblings of students currently enrolled at Larchmont Charter
Board/Staff (up to 10% of available seats)
Students eligible for National School Lunch Program
Students residing in the attendance boundaries of Vine, Laurel and Charles White Elementary Schools (SB740 Req.)
Students resident in LAUSD
All Other

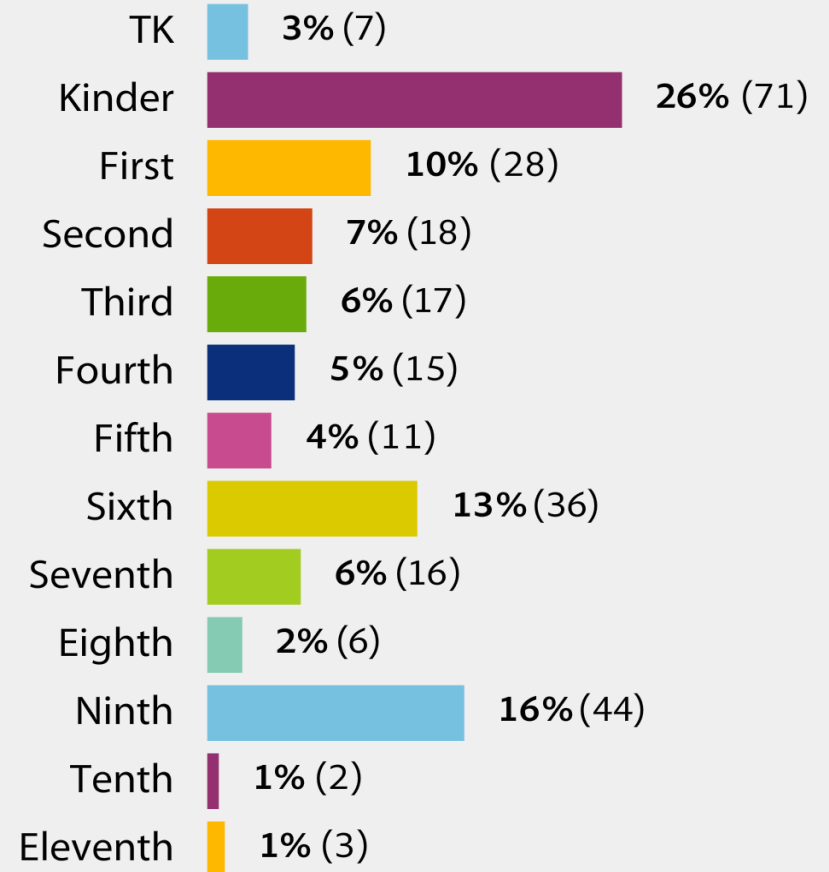
# Lottery Pool By Grade



# Lottery Entries – Total vs. FRL-eligible



\* 1603 total responses, 100% of submissions



\* 274 total responses, 100% of submissions

# FRL Projections: LCS Kindergarten



	Number	Percent
<b>Total Seats</b>	112	100%
<b>- Total Siblings</b>	41	36.6%
<b>- FP/Board/Staff</b>	13	11.6%
<b>= Available Seats</b>	58	51.8%
<b>Total FRL Target</b>	42	37.5%
<b>- Current FRL (Sibling/FP)</b>	17	15.2%
<b>= New FRL Seats @ 40%</b>	23	20.5%
<b>New FRL/Available Seats</b>	43.1%	
<b>Current FRL % in Pool</b>	13%	
<b>Weighting to Hit Target</b>	7:1 = 50.5% FRL in pool	
<b>Expected Outcome</b>	+24 FRL seats = 41 or 36.6%	