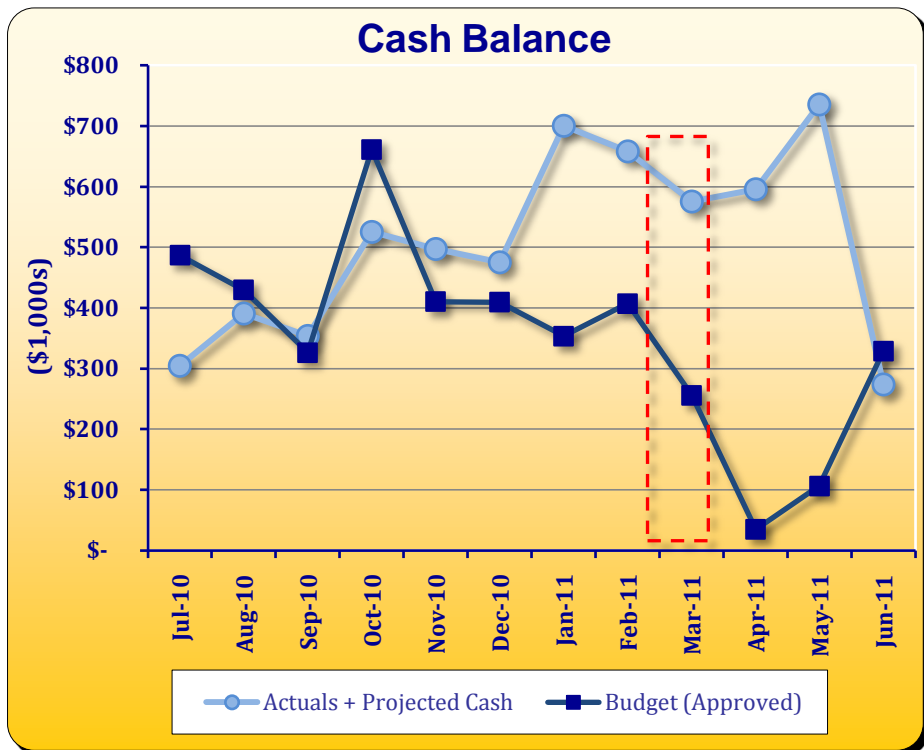
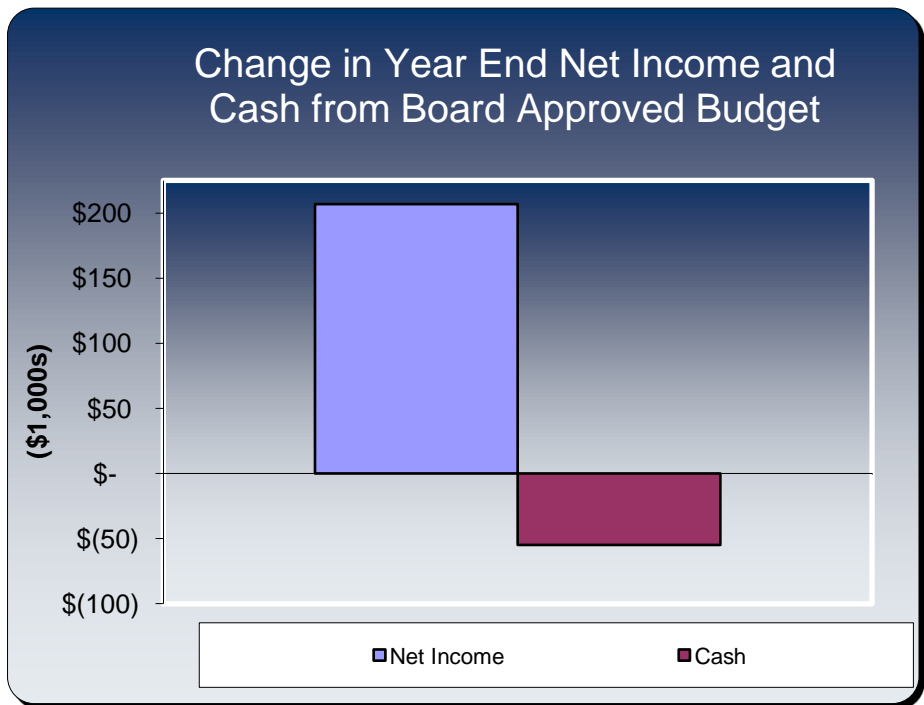


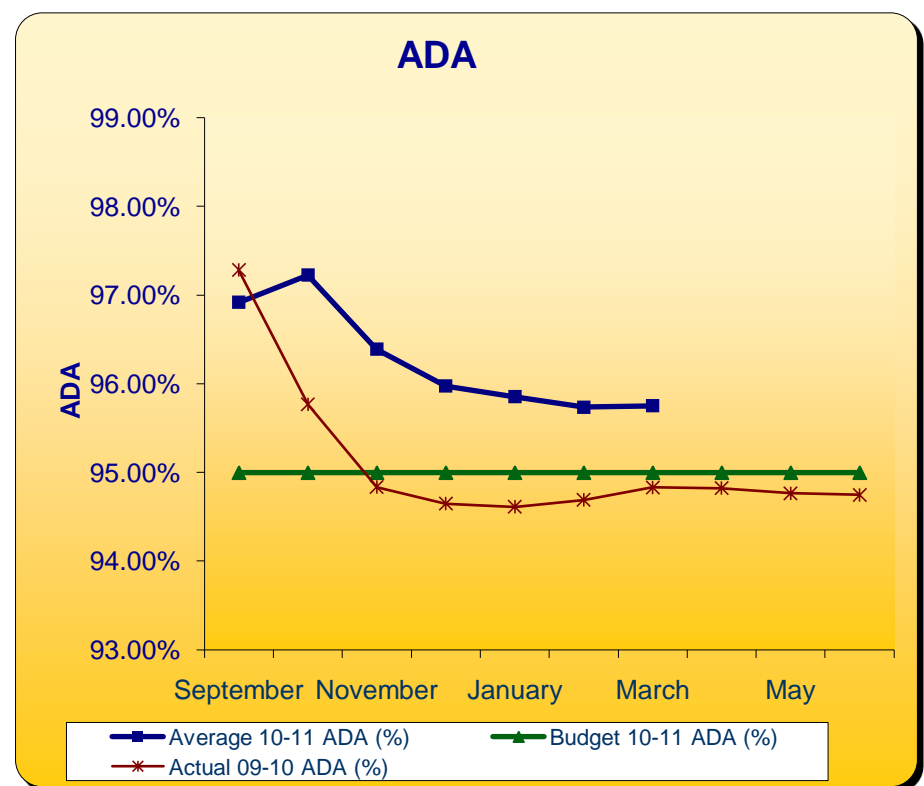
Larchmont Charter School - Financial Dashboard (March 2011)



	Projected	Budget	B/(W)
6/30/11 Cash	\$274,073	\$328,908	(\$54,836)



	Projected	Budget	B/(W)
Income / (Loss)	\$242,069	\$35,119	\$206,950



	Actual YTD	Budget	B/(W)
ADA %	96%	95%	1%
Average ADA	475	482.6	(7.7)

Income Statement	YTD			Full Year		
	Actual YTD	Budget YTD	B/(W)	Total Forecast	Total Budget	B/(W)
Revenue Limit	\$1,448,808	\$1,368,223	\$80,585	\$2,436,054	\$2,325,604	\$110,450
Federal Revenue	107,556	36,269	71,287	206,198	105,009	101,189
State Revenue	519,252	366,542	152,710	1,229,205	1,158,288	70,917
Other Local Revenue	183,757	180,287	3,470	228,832	260,291	(31,459)
Grants/Fundraising	504,850	510,174	(5,324)	754,146	728,820	25,326
TOTAL REVENUE	\$2,764,223	#####	\$302,728	\$4,854,436	\$4,578,012	\$276,424
Salaries & Benefits	2,200,045	2,181,571	(18,474)	3,048,200	3,061,172	12,972
Student Supplies	234,881	199,320	(35,561)	308,581	269,273	(39,308)
Operating Expenses	618,412	580,816	(37,596)	852,596	782,006	(70,590)
Other	52,099	318,327	266,228	402,990	430,443	27,453
TOTAL EXPENSES	\$3,105,437	#####	\$174,597	\$4,612,367	\$4,542,894	(\$69,473)
Income/(Loss)	(\$341,214)	(\$818,539)	\$477,325	\$242,069	\$35,118	\$206,951

Cost / ADA	
Projected	\$9,712
Budget	\$9,566
Better / (Worse)	(\$146)

Revenue / ADA	
Projected	\$10,059
Budget	\$9,486
Better / (Worse)	\$573

STATE BUDGET UPDATE

In March, the State Legislature responded to the Governor's budget proposal by implementing half of his budget plan, \$11.2 billion in cuts, but failed to get the support needed for a June ballot initiative to extend the taxes for the other half of the budget deficit. The Governor has announced that he has ended negotiations with Republican legislators on the budget. This eliminates the possibility of an 11-12 budget with flat funding. An optimistic scenario is that the K-12 budget will drop to the Prop 98 minimum guarantee due to decreased revenue projections, which means a cut of \$350/ADA for schools. A "doomsday" scenario to keep in mind if K-12 takes a larger portion of the State cut and Prop 98 is suspended is a \$1,000/ADA cut.

	Total Revenue - By Source	
	Forecast % of Total	Budget % of Total
Revenue Limit	50%	51%
Other Federal	4%	2%
Other State	25%	25%
Other Local	5%	6%
Grants/Fundraising	16%	16%
	100%	100%

	Total Expense - By Source	
	Forecast % of Total	Budget % of Total
Salaries & Benefits	66%	67%
Student Supplies	7%	6%
Operating Expenses	18%	17%
Other	9%	9%
	100%	100%

Balance Sheet Analysis	Prior Month	Current Period	Comment
Cash	\$658,333	\$575,522	
Accounts Receivable	\$7,360	\$7,360	
Accounts Payable	\$80,375	\$95,690	
Available Line of Credit	\$0	\$0	
Total Debt	\$0	\$0	
Liquidity Ratio (Cash+AR/CL)	8.3	6.1	> 1 is good
Debt-Equity Ratio	0	0	< 1 is good

