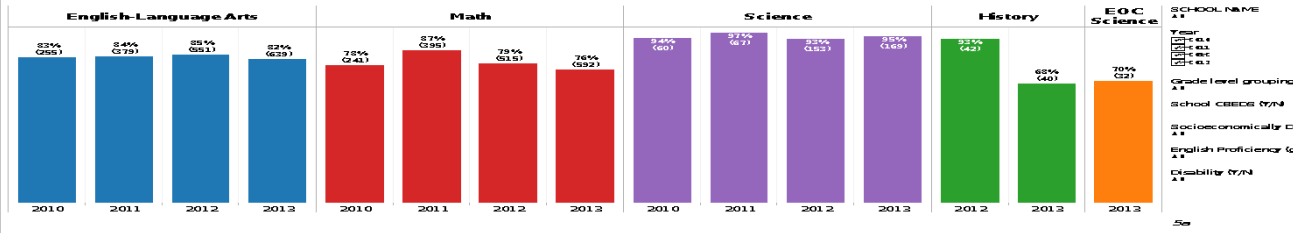


Overall Percent Proficient on CST Across Years

- Overall percentage of Proficient/Advanced students decreased slightly in all subjects at Larchmont Charter, but increased at West Hollywood



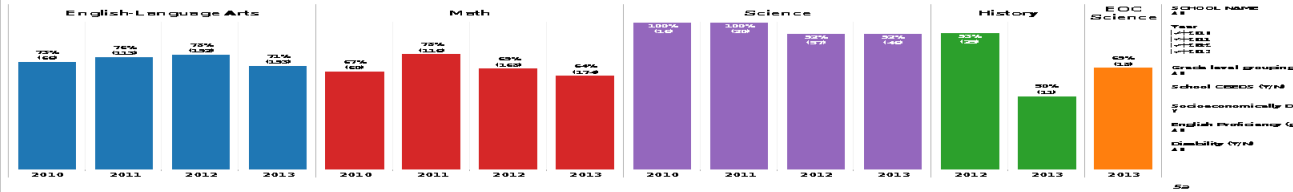
SCHOOL NAME
A#
Year
|<=2011
|<=2012
|<=2013
|<=2013
Grade level grouping
A#
School CBEDS (Y/N)
Socioeconomically Dis.
A#
English Proficiency Co.
A#
Disability (Y/N)
A#
50

all students

Percent proficient and advanced –

Overall Percent Proficient on CST Across Years

- Overall percentage of Proficient/Advanced students decreased slightly in all subjects at Larchmont Charter, but increased at West Hollywood



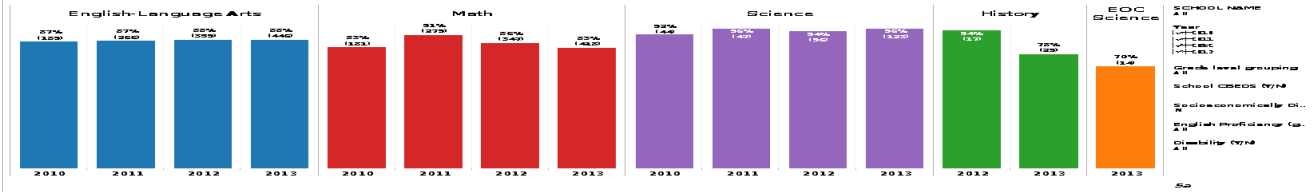
SCHOOL NAME
A#
Year
|<=2011
|<=2012
|<=2013
|<=2013
Grade level grouping
A#
School CBEDS (Y/N)
Socioeconomically Dis.
A#
English Proficiency Co.
A#
Disability (Y/N)
A#
50

FRL

Percent proficient and advanced –

Overall Percent Proficient on CST Across Years

- Overall percentage of Proficient/Advanced students decreased slightly in all subjects at Larchmont Charter, but increased at West Hollywood

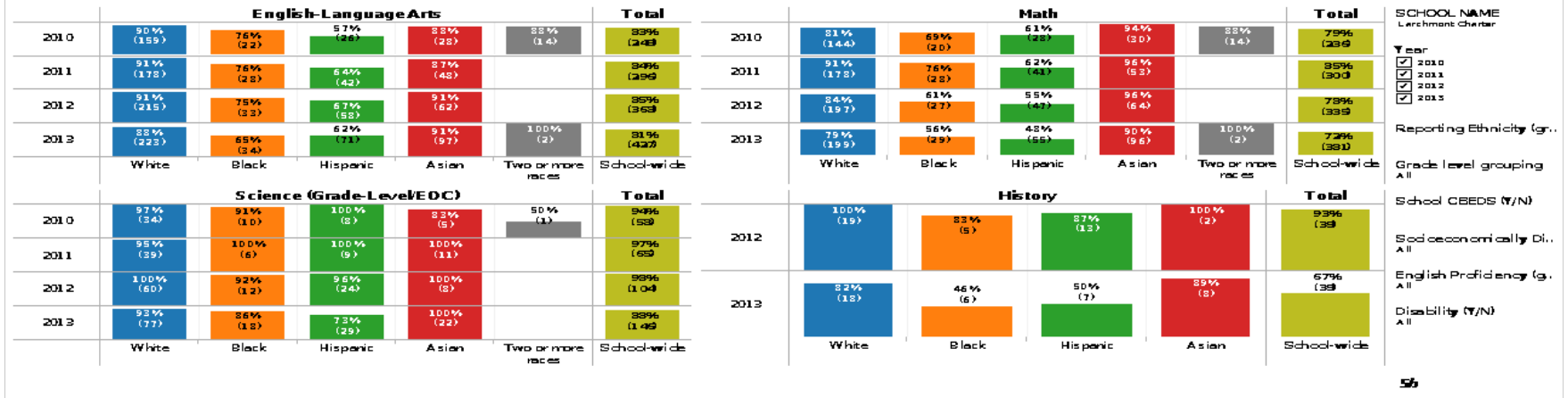


SCHOOL NAME
A#
YEAR
LEVEL
LEVEL
LEVEL
LEVEL
School level grouping
A#
School CSEOS Year
Socioeconomic Dist.
A#
English Proficiency Co.
A#
Disability Code
A#

Percent proficient and advanced – non-FRL

Percent Proficient by Race/Ethnicity on CST Across Years

- Hispanic subgroup is lowest performing subgroup in all subject areas except History



SCHOOL NAME
Larchmont Charter

Year
 2010
 2011
 2012
 2013

Reporting Ethnicity (g...
All

Grade level grouping
All

School CBEDS (Y/N)
All

Socioeconomically Di...
All

English Proficiency (g...
All

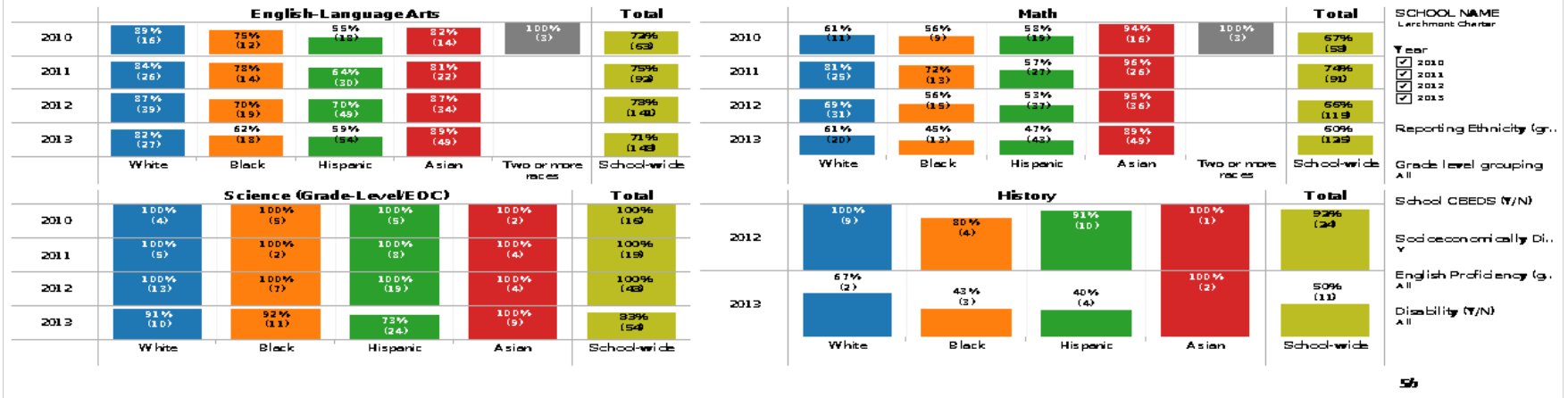
Disability (Y/N)
All

56

Percent proficient and advanced – all students

Percent Proficient by Race/Ethnicity on CST Across Years

- Hispanic subgroup is lowest performing subgroup in all subject areas except History



Percent proficient and advanced – FRL

Percent Proficient by Race/Ethnicity on CST Across Years

- Hispanic subgroup is lowest performing subgroup in all subject areas except History



Percent proficient and advanced – non-FRL