

# Student Achievement Goals

October 5, 2010



# OUR MISSION GUIDES OUR EDUCATIONAL GOAL SETTING

---

The mission of the Larchmont Schools is to provide a socio-economically, culturally and racially diverse community of students with an exceptional public education. We foster creativity and academic excellence; our students learn with and from each other in an experience-centered, inquiry-based learning environment. With participation from our entire community, we strive to instill in each student a dedication to improving the world we inhabit.

**Because of the charge laid out in our mission, we work to ensure every child at every grade level is on path to:**

Being accepted into one of the top 100 colleges in America upon graduation from high school

Succeed as independent learners in a multi-disciplinary environment in college and in life

- 
- Constructivist Goal
  - Standards Based Outcomes
    - California Standards Test (CST)
    - K/1
  - Education Equality

## ALL 3 CAMPUSES AIM TO PROVIDE THEIR STUDENTS WITH AN EXCEPTIONAL

---

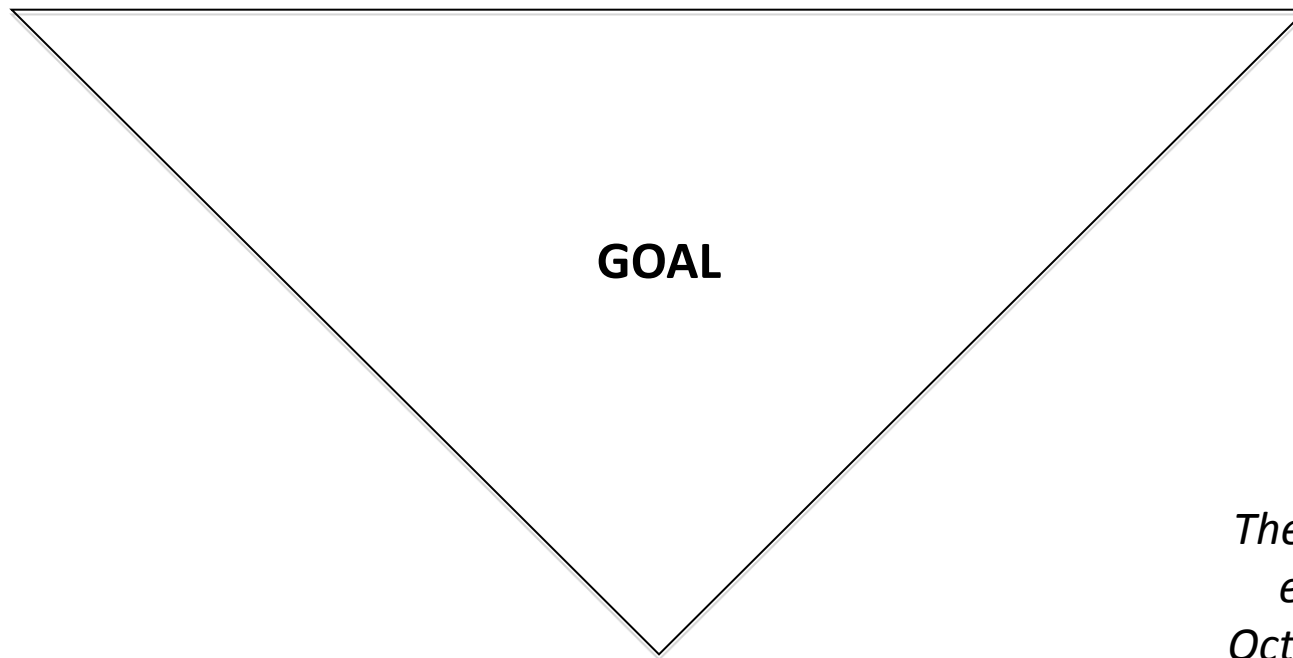
- At each campus, each child will participate in at least 1 rigorous constructivist based project that is designed by teachers and vetted by colleagues and the head of school along the following standards:
  - *Integration of multiple content areas*
  - *Rigor and standards based*
  - *Differentiation*
  - *Social Responsibility & Community Engagement*
  - *Incorporation of Constructivist Principles*

- 
- Constructivist Goal
  - Standards Based Outcomes
    - California Standards Test (CST)
    - K/1
  - Education Equality

# WE SET OUR STANDARDS BASED OUTCOME GOALS BY LOOKING AT THREE DATAPOINTS

2009-2010 Performance

Board Target



Higher Performing Schools

*The goal may evolve in October when we analyze our diagnostic data*

# LCS – STANDARDS BASED OUTCOMES: ENGLISH LANGUAGE ARTS (ELA) – CALIFORNIA STANDARDS TEST (CST)

## 2009-2010 Performance

Advanced: 52%

Advanced + Proficient: 80%

## Board Target

Advanced: Over 50%

API places LCS in top 5%



**Advanced: 60%**  
**Advanced + Proficient: 85%**

## High Performing Schools

### Wonderland

Advanced: 68%

Advanced + Proficient: 93%

### Third Street

Advanced: 59%

Advanced + Proficient: 83%

### Community Magnet

Advanced: 51%

Advanced + Proficient: 81%

# LCS – STANDARDS BASED OUTCOMES: MATH CST

## 2009-2010 Performance

Advanced: 54%

Advanced + Proficient: 78%

## Board Target

Advanced: Over 50%

API places LCS in top 5%



**Advanced: 60%**  
**Advanced + Proficient: 83%**

## High Performing Schools

### Wonderland

Advanced: 78%

Advanced + Proficient: 96%

### Third Street

Advanced: 64%

Advanced + Proficient: 88%

### Community Magnet

Advanced: 67%

Advanced + Proficient: 88%



# LCW – STANDARDS BASED OUTCOMES: ELA CST

## 2009-2010 Performance

Advanced: 38%

Advanced + Proficient: 69%

## Board Target

Advanced: Over 50%

API places LCW in top 5%



**Advanced: 50%**  
**Advanced + Proficient: 90%**

## High Performing Schools

### Wonderland

Advanced: 68%

Advanced + Proficient: 93%

### Third Street

Advanced: 59%

Advanced + Proficient: 83%

### Community Magnet

Advanced: 51%

Advanced + Proficient: 81%

# LCW – STANDARDS BASED OUTCOMES: MATH CST

## 2009-2010 Performance

Advanced: 67%

Advanced + Proficient: 92%

## Board Target

Advanced: Over 50%

API places LCW in top 5%



**Advanced: 65%**  
**Advanced + Proficient: 90%**

## High Performing Schools

### Wonderland

Advanced: 78%

Advanced + Proficient: 96%

### Third Street

Advanced: 64%

Advanced + Proficient: 88%

### Community Magnet

Advanced: 67%

Advanced + Proficient: 88%

## SINCE THE CST IS NOT GIVEN PRIOR TO 2<sup>ND</sup> GRADE, WE HAVE ADAPTED THE FOLLOWING GOALS FOR K/1

Board Target: 95% of children meet or exceed grade level expectations on the end of year 1<sup>st</sup> grade assessments for math and reading

LCW	
ELA	90% of students will score a Level H or higher on the end of year Fountas & Pinnell
Math	90% of students will meet grade level expectations (exceeding 80%) on the end of year Everyday Math Assessment

LCS	
ELA	95% of students will score a 16 or higher on the end of year DRA
Math	95% of students will meet grade level expectations on the end of year Teacher Created Assessment

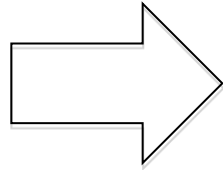
- 
- Constructivist Goal
  - Standards Based Outcomes
    - California Standards Test (CST)
    - K/1
  - Education Equality

# LCS STRIVES TO ELIMINATE THE ACHIEVEMENT GAPS WE SEE

## FRL / Non-FRL Gap

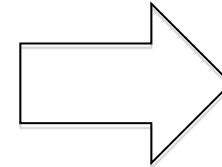
### 2009-2010 Gap

ELA: 13%  
Math: 16%



### 2010-2011 Goal

ELA: Less than 6%  
Math: Less than 8%



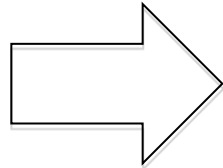
### Board Target

ELA: No Gap  
Math: No Gap

## African-American / White Gap

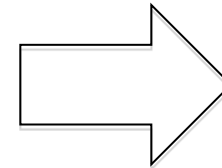
### 2009-2010 Gap

ELA: 14%  
Math: 11%



### 2010-2011 Goal

ELA: Less than 7%  
Math: Less than 5%



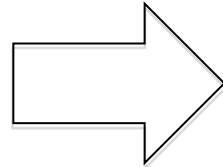
### Board Target

ELA: No Gap  
Math: No Gap

## Latino & Hispanic / White Gap

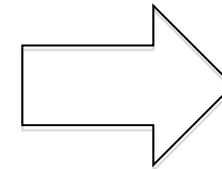
### 2009-2010 Gap

ELA: 33%  
Math: 20%



### 2010-2011 Goal

ELA: Less than 20%  
Math: Less than 9%



### Board Target

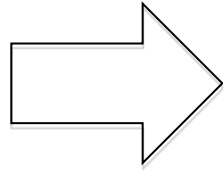
ELA: No Gap  
Math: No Gap

# LCW STRIVES TO ELIMINATE THE ACHIEVEMENT GAPS WE SEE

## FRL / Non-FRL Gap

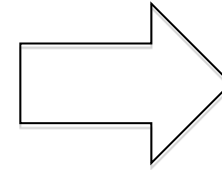
2009-2010 Gap

Too small to  
measure



2010-2011 Goal

ELA: No Gap  
Math: No Gap



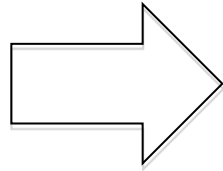
Board Target

ELA: No Gap  
Math: No Gap

## African-American / White Gap

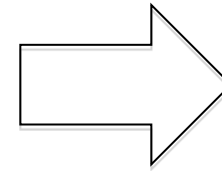
2009-2010 Gap

Too small to  
measure



2010-2011 Goal

ELA: No Gap  
Math: No Gap



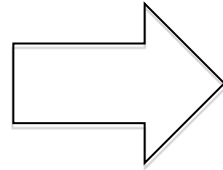
Board Target

ELA: No Gap  
Math: No Gap

## Latino & Hispanic / White Gap

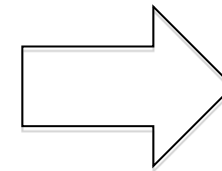
2009-2010 Gap

Too small to  
measure



2010-2011 Goal

ELA: No Gap  
Math: No Gap



Board Target

ELA: No Gap  
Math: No Gap